









# Fantastical FOLKLORE



## KEY

-  PARKING
-  RESTROOMS
-  ROADS
-  SERVICE AREA | STAFF ONLY
-  CAFÉ (OPEN 11 A.M. TO 2 P.M. DAILY)
-  LITHUANIAN SCULPTURE GARDEN (PHASE 1)
-  COLOR BURST
-  DAFFODIL WALK

- |  |  |   |
|--|--|---|
| 1. Dr. C.C. and Mabel Criss Memorial Foundation Parking Garden | 9. Tree Peony Garden   | 16. Herb Garden   |
| 2. Arrival Garden  | 10. Garden in the Glen   | 17. Founders' Garden                                    |
| 3. Marjorie K. Daugherty Conservatory                          | 11. Arboretum and Oberman Bird Sanctuary                         | 18. Conservation Discovery Garden                       |
| 4. Woodland Trail  | 12. Model Railroad Garden (WEEKENDS IN APRIL, OPEN DAILY IN MAY) | 19. David and Pamela Gross Family Spring Flowering Walk |
| 5. Festival Garden   | 13. Robert H. Storz Family Rose Garden                           | 20. Song of the Lark Meadow                             |
| 6. Woodland Waterfall  | 14. Children's Garden  | 21. Garden of Memories                                  |
| 7. Hitchcock-Kountze Victorian Garden                          | 15. Japanese Park/Sunpu Castle Gate (TEMPORARILY CLOSED)         | 22. Kenefick Park                                       |
| 8. English Perennial Border                                    |  |   |

# WELCOME to our plant kingdom, full of legends and lore.

We are so glad that you are here!



## HOURS

- Our current hours of operation are 9 a.m. to 5 p.m. daily. Hours are subject to change.
- Though there are no time limits to the length of your visit today, the average visit lasts 1.5 hours. We kindly ask that you keep this in mind so that the garden can safely meet admission demand.
- Please make sure that your party has completed its visit by 5 p.m.

## SERVICES

- The gift shop is open and is accepting credit card payments only.
- The ConAgra Café is open from 11 a.m. to 2 p.m. daily and is serving a limited menu. Seating for café patrons is available indoors. Guests are asked to not reconfigure the tables and chairs and to remove masks only when eating and drinking. Operation is subject to change.
- Indoor restrooms are open in the visitor and education center. Portable restrooms are available in the garden.
- Water fountains are not in service and wheelchairs are not available to reserve/loan at this time.

## MAY I EXPLORE OUTSIDE?

Please do! Our outdoor gardens are open year-round for exploration and enjoyment. The Japanese park is temporarily closed for an exciting renovation. The model railroad garden will be open on the weekends in April and will be open daily from May–October.

## FOR THE HEALTH AND SAFETY OF ALL

For your safety, and ours, we ask that you follow these guidelines:

- **Face masks MUST be worn inside of the visitor and education center and the conservatory. Please keep your mask on at all times, including when taking pictures.**
- If you choose to take your mask off outdoors, it must be put back on prior to re-entering either building.
- Please make use of the hand sanitizer stations in the visitor and education center.
- Please practice social distancing, even outside, and avoid contact with staff and other guests.

## FANTASTICAL FOLKLORE

The spring show has been designed as a one-way experience for guests. Please start by entering the Marjorie K. Daugherty Conservatory, traveling through the temperate house, then the tropical house, down the stairs or elevator, across the festival garden patio, and then into the floral display hall through the underground world of gnomes. Stop by the gift shop before you leave to discover some fantastical exhibit-related finds, home décor, books, toys, stationery, or to inquire about purchasing an annual membership for yourself or as a gift. We hope that you enjoy the legendary creatures, created by garden staff and artists from Hot Shops Art Center, and their otherworldly habitats!

## GET YOUR MONEY BACK, BECOME A GARDEN MEMBER!

Become a garden member within 5 days of your scheduled visit and tickets from today's purchase can be applied towards your annual membership. Call the membership department (Monday through Friday) at (402) 346-4002, ext. 214 to join and take advantage of this special offer!

## QUESTIONS? NEED HELP?

If you have questions or need assistance, please call guest services at (402) 346-4002, ext. 250. In case of a life-threatening emergency, please dial 911.